

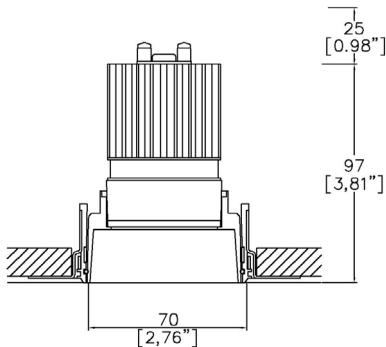


Soft70 Gen2 Fixed Trimless

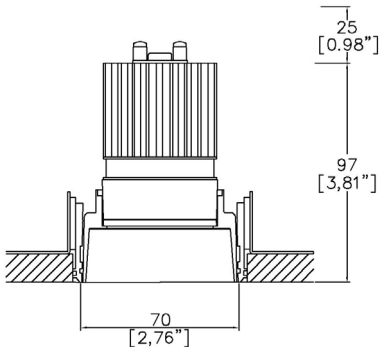
TM65.2	11kgCO2e
TM66	2.5 CEAM



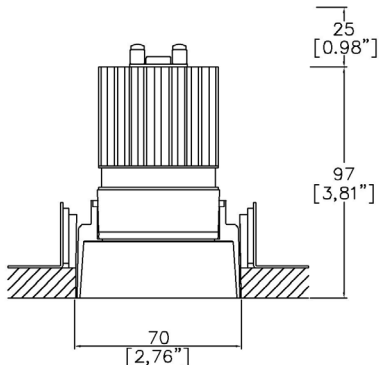
Ø70mm (2.76") overall trimless.  
Available with standard trim kit or 3 flush trim options, depending on ceiling type and finish.  
Family of matching products also available.



Soft70 Gen2 with Trimless Kit TL1<sup>(1)</sup> (front fitting, full skim)  
Cut-out Ø83mm (Ø3,26").  
Required depth height +25mm.



Soft70 Gen2 with Trimless Kit TL2<sup>(1)</sup> (rear fitting, partial skim)  
Cut-out Ø82mm (Ø3,22").  
Required depth height +25mm.



Soft70 Gen2 with Trimless Kit TL3<sup>(1)</sup> (rear fitting, solid ceiling)  
Cut-out Ø70mm (Ø2,75").  
Required depth height +25mm.

LED Source	LED51/3-TW		LED51/3-TW		LED51/3-TW	
CRI	≥90 CRI		≥90 CRI		≥90 CRI	
Drive Current	350mA		350mA		350mA	
Power inc Driver	15.4W		15.4W		15.4W	
Beam Angle	NF (20°)		FL (37°/33°)		WFL (57°/52°)	
Forward Volt	36V		36V		36V	
CCT	6527	4018	6527	4018	6527	4018
Delivered Lumens	1210	1043	1127	1005	929	967
Delivered Intensisty cd	6726	5892	2932	2997	1189	1175
Delivered Lumens per circuit watt	78	67	73	71	60	62

Note: Performance data is based on the Highest CCT of each module type. Refer to the table on the last page for the factors.

Project Ref: \_\_\_\_\_ Location Ref: \_\_\_\_\_

Please only complete one of the following code builders

Non Fire Rated Code Builder

Fixture Order Code: 

SF70200

 -  -  -  - 

0

Fixture

SF70200

Soft70 Gen2 Fixed for LED

Installation <sup>(1)</sup>

TL1

Trimless for Full Skim

TL2

Trimless for Partial Skim ceilings (5-22mm total thickness)

TL3

Trimless for Solid Ceilings (5-22mm total thickness)

TL4 <sup>(2)</sup>

Trimless for Partial Skim ceilings (25-30mm total thickness)

TL5 <sup>(2)</sup>

Trimless for Solid Ceilings (25-30mm total thickness)

Finish

WH03

White RAL 9016

BK01

Black RAL 9005

RAL\*

Custom RAL Colour\*

ABR1

Antique Brass

ABZ1

Antique Bronze

PCH1

Polished Chrome

PNK1

Polished Nickel

PBR1

Polished Brass

IP Rating

20

IP20

54

IP54

65

IP65

Fire Rating

0

No Fire Rating

Fire Rated Code Builder

Fixture Order Code: 

SF70200

 -  -  -  - 

FR

Fixture

SF70200

Soft70 Gen2 Fixed for LED

Installation <sup>(1)</sup>

TL1

Trimless for Full Skim

TL4 <sup>(2)</sup>

Trimless for Partial Skim ceilings (25-30mm total thickness)

Finish

WH03

White RAL 9016

BK01

Black RAL 9005

RAL\*

Custom RAL Colour\*

ABR1

Antique Brass

ABZ1

Antique Bronze

PCH1

Polished Chrome

PNK1

Polished Nickel

PBR1

Polished Brass

IP Rating

20

IP20

54

IP54

65

IP65

Fire Rating

FR <sup>(3)</sup>

Fire Rated

(1) For any ceiling thickness or construction type not shown please contact Lucent  
(2) Adjustment may be limited in thicker ceiling constructions. Refer to installation instructions for details.  
(3) Tested and approved to EN 1363-1:2020 and EN 1365-2:2014 for 60 minutes Fire Rating.

Project Ref: \_\_\_\_\_ Location Ref: \_\_\_\_\_

Module Order Code: 

LED51/3-TW

 =  =

LED  
LED51/3-TW      LED50 ONE Gen3 Dynamic Tuneable White

CCT  
4018      4000K - 1800K  
6527      6500K - 2700K

Beam  
NF      Narrow Flood  
FL      Flood  
WFL      Wide Flood

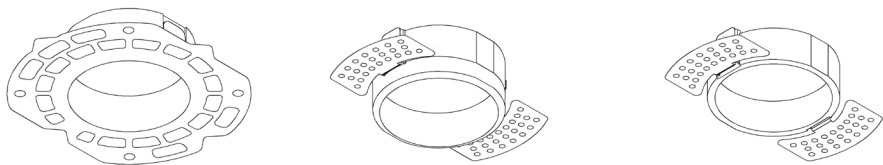
Driver Options:

Protocol  
D6      DALI Type 6\*\*  
D8      DALI Type 8\*\*  
B      Bluetooth\*\*\*

Emergency Options:

Emergency  
E      Maintained 3hr Emergency  
ED      Maintained 3hr DALI Self Test  
ES      Maintained 3hr Self Test

Installation Kits



TL1 Trimless Kit, full skim   TL2 Trimless Kit, partial skim   TL3 Trimless Kit, solid ceiling

Finish selection



Antique Brass



Antique Bronze



Polished Brass



Polished Nickel



Polished Chrome

Accessories



Honeycomb Louvre



Diffusing Lens



Frosted Lens



Heavy Spread Lens



Linear Spread Lens

Accessories Order Code:

- Louvre/Lens
- |      |                    |
|------|--------------------|
| LL45 | Honeycomb Louvre   |
| LLDF | Diffusing Lens     |
| LLFR | Frosted Lens       |
| LLLS | Linear Spread Lens |
| LLHS | Heavy Spread Lens  |

LED35/3-TW Factor Table

	6500K-2700K		4000K-1800K	
CCT	Lm Factor	System Wattage	Lm Factor	System Wattage
6500K	1.00	9.2		
5000K	1.12	9.2		
4000K	1.23	10.6	1.00	9.2
3000K	0.95	9.4	1.00	9.7
2700K	0.82	8.4	1.00	10.9
2400K			0.88	11
2200K			0.75	10.2
1800K			0.53	8.6

Technical Details

\*Custom RAL code must be specified. Custom RAL colours can increase prices and lead times

Dimming. Whilst Lucent can offer the majority of its luminaires with various dimming options, it remains the responsibility of the specifier/installer to check and ensure compatibility of any control equipment used. Additional cabling may be required depending on the dimming protocol specified.

\*\*Bluetooth (wireless) is the communication method. The exact dimming protocol must be confirmed to allow the selection of suitable drivers or bluetooth devices.

^ Depth indicated is the minimum recess depth for the luminaire with a remote mounted LED driver. Installing a driver through either the luminaire cut-out or installation kit may require additional recess depth, please refer to the relevant luminaire installation instructions for further details.Data correct at time of publishing

First Fix Requirement. Luminaire comprised of fixture body with ceiling trim and installation kit, which is to be fitted into the ceiling once finished. Ensure correct alignment of the installation kit before final assembly (see luminaire instllation instructions for details)

IP Rating. Tested from underside of the ceiling

Note that the picture of the finishes provided is for illustrative purposes only. The finishes may vary in colour, texture and appearance. Contact Lucent lighting Ltd for more information.

It is the policy of Lucent Lighting to continually review and improve its products and therefore reserve the right to change any details of product or withdraw specifications without prior notice.

Luminaires designed to comply with EN60598 and all other standards.

This specification sheet superseded all previous versions.

All intellectual property rights pertaining to the product described above and to this document are owned by or licensed to Lucent Lighting Ltd.

We reserve the right to take whatever action is necessary to protect those intellectual property rights.

Please notify Lucent Lighting Ltd of any inaccuracies immediately. E&OE